



**Address Poverty and Enhance Self-Sufficiency**  
Regional Health Improvement Plan Workgroup

Join Zoom Meeting  
<https://zoom.us/j/728200141>

Join by phone:  
+1 669 900 6833  
Meeting ID: 728 200 141

June 16, 2020  
11:00am – 12:30pm

| Aim/Goal  |
|---|
| Individuals and families in Central Oregon experiencing poverty are provided equitable access and connected to appropriate resources that help them overcome obstacles to self-sufficiency and address health-related challenges.   |
| Future State Metrics  |
| <ol style="list-style-type: none"><li>1. Increase high school graduation rates among economically disadvantaged students</li><li>2. Decrease food insecurity</li><li>3. Decrease percent of income constrained households</li><li>4. Decrease housing and transportation costs as a percent of income</li></ol> |

| AGENDA |
|--------|
|--------|

|             |  |
|-------------|--|
| 11:00-11:05 | Welcome, Land Acknowledgement & Guiding Principles - All |
| 11:05-11:15 | Community Sharing - All                                  |
| 11:15-11:20 | Small Group Introductions – All                          |
| 11:20-12:30 | Finish Root Cause / Begin Strategic Direction - All      |



**Address Poverty and Enhance Self-Sufficiency**  
Regional Health Improvement Plan Workgroup

**Future State Metrics – Full Detail**

1. By December 2023, Central Oregon graduations rate among economically disadvantaged students will improve by 3 percentage points to:

| 2023 Central Oregon Graduations Rate for Economically Disadvantaged |        |
|---|--------|
| Crook   | 76.60% |
| Deschutes   | 77.30% |
| Jefferson   | 83.40% |

2a. By December 2023, decrease the % of total population reported as food insecure by 2 percentage points to:

| County    | % of (total) Population Food Insecure |
|-----------|---------------------------------------|
| Crook     | 13%                                   |
| Deschutes | 11%                                   |
| Jefferson | 11.3%                                 |

2b. By December 2023, develop a regional metric to evaluate food insecurity among seniors in our community (ages 65+).

3. By December 2023, decrease the population of households living at the poverty level and income constrained by 2 percentage points to:

Crook: 27%  
Deschutes: 24%  
Jefferson: 32%

4. By December 2023, reduce combined housing and transportation cost for residents as a percent of income in their respective counties to no more than:

Crook County: 64%  
Deschutes: 55%  
Jefferson: 55%



## **Regional Health Improvement Plan (RHIP) Workgroup**

### **Guiding Principles**

#### **Shared Focus**

We come together to improve the health and well-being of individuals living in various and diverse communities throughout Central Oregon region. We use the Regional Health Improvement Plan (RHIP) as our guide. It is our region's shared vision of current problems and our aims. As workgroup partners we develop agreed-upon actions to solve the issues and keep the needs of our communities as the main focus.

#### **Shared Metrics**

We measure progress, process and outcomes through a shared lens. We use the Regional Health Assessment (RHA), Regional Health Improvement Plan and community dashboard.

#### **Involve Targeted Population**

The individuals living in our diverse Central Oregon communities are the center of our work. We make every effort to include people from every part of the region in our workgroups, discussions, processes and decisions.

#### **Collaborate to Solve Complex Issues**

Inviting diverse perspectives from throughout the Central Oregon region deepens our shared understanding of complex issues and propels us toward better progress and outcomes. We practice frequent, structured, open communication to build trust, assure shared objectives, and create common motivation. We respect the privacy and sensitivity of information partners share.

#### **Coordinate Collective Efforts**

We are made up of diverse partner organizations and individuals with unique strengths, skills, and resources. We coordinate our efforts and use our unique strengths and skills to meet the goals of the RHIP.

#### **Learn and Adapt Together**

We embrace shared learning and a growth mindset. We create a space that allows for mistakes, failures, second changes, and a celebration of brave attempts. We adjust and apply our learnings to the complex and changing landscape of health and well-being in Central Oregon.

# Address Poverty and Enhance Self-Sufficiency



**Directions for Root Cause Titles:**

Summarize what is blocking progress toward our metrics

3 - 7 Words

Adjective + Noun

No Solutions

**Prompting Questions:**

1.)What are the key words in this cluster?

2.)How have you experienced this?

3.)How does this block? What is it blocking?

4.)What 3-7 word title best describes the root cause blocking our progress?

Address Poverty and Enhance Self-Sufficiency



| Background: Why are we talking about this?   |  |
|--|--|
| <b>1990s</b> Mill Closures / Timber Industry Decline<br><b>2000s</b> Population Growth in Central Oregon<br>The Great Recession<br>Decreasing safety net – “War on Poor”<br>Local workforce displacement<br>Widening Opportunity Gap | Central Oregon has grown rapidly over the past two decades. Individual communities face different economic and social challenges associated with this development, including increased unemployment, lack of affordable housing, and income inequality. There is significant evidence linking poverty to health disparities and poor outcomes. |

| Current Condition: What’s happening right now?  |
|---|
| <ul style="list-style-type: none"><li>• 9-17% of residents in Central Oregon lived in poverty between 2013 and 2017</li><li>• Almost 50% of the region’s renters are considered to be cost burdened</li><li>• Almost 25% of the civilian labor force in Warm Springs is experiencing unemployment</li></ul> <b>Current State Metrics:</b> <ol style="list-style-type: none"><li>1. 2018 Central Oregon graduation rates were significantly lower among economically disadvantaged students</li><li>2. Food Insecurity by County: Crook 15%, Deschutes 13%, Jefferson 13.3%</li><li>3. Income constrained households: Crook 29%, Deschutes 26%, Jefferson 34%</li><li>4. Housing and transportation costs combined as a percent of income: Crook 67%, Deschutes 58%, Jefferson 58%</li></ol> |

| Goal Statement: Where do we want to be in 4 years?  |
|---|
| <b>Aim/Goal</b><br>Individuals and families in Central Oregon experiencing poverty are provided equitable access and connected to appropriate resources that help them overcome obstacles to self-sufficiency and address health-related challenges.<br><b>Future State Metrics</b> - By December 2023: <ol style="list-style-type: none"><li>1. Increase high school graduation rates among economically disadvantaged students</li><li>2. Decrease food insecurity</li><li>3. Decrease percent of income constrained households</li><li>4. Decrease housing and transportation costs as a percent of income</li></ol> |

| Analysis: What’s keeping us from getting there? |
|---|
|   |

| Date updated:                                  | Workgroup: | Version: |
|--|------------|----------|
| Strategic Direction: What are we going to try? |            |          |
| {insert}                                       |            |          |

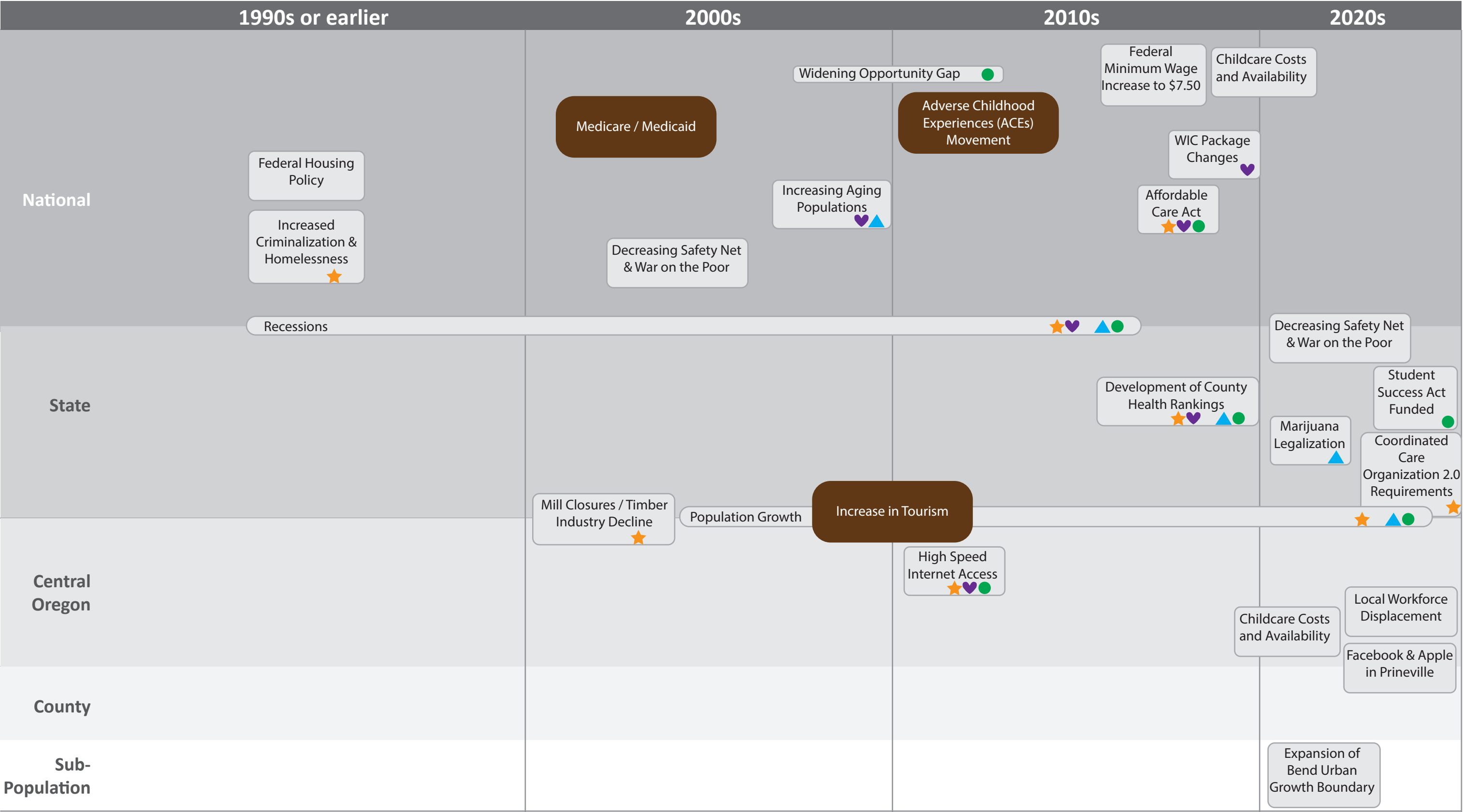
| Focused Implementation: What are our specific actions? (who, what, when, where?) |
|--|
| {insert}   |

| Follow-Up: What’s working? What have we learned? |
|--|
| {insert}   |



# Address Poverty and Enhance Self-Sufficiency

## Background Timeline

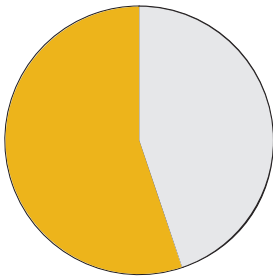


# Central Oregon Health Council

## COVID-19

### Mini-Grant Report

#### Non-RHIP

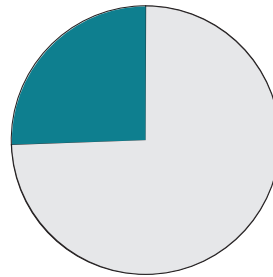


\$82,640 Remaining  
\$67,360 Spent

This report gives an overview of the status of all COVID-19 mini-grants funded by the Central Oregon Health Council (COHC).

There are two funding streams available for COVID-19 mini-grants. One is from the **RHIP Workgroups**, who elected to pool their money. Each workgroup contributed \$25,000, for a total of \$150,000. Grant applications for this funding stream directly impact a RHIP metric. See pages two and beyond for information on which metrics have been impacted through COVID-19 mini-grants.

#### RHIP



\$38,130 Remaining  
\$111,870 Spent

The second funding stream is provided from the **COHC reserves** in a matching amount of \$150,000. This funding pool is drawn from when a COVID-19 mini-grant is submitted due to an emergent need, but does not align with a RHIP metric. See a complete list of these mini-grants on the bottom half of page one.

## Non-RHIP COVID-19 Mini-Grants

#### MARCH

Creach Consulting, LLC COVID-19 Virtual Community Supports  
Jefferson County Public Health Department Stay Home, Save Lives Outreach Campaign  
Jefferson County Public Health Department Prevent COVID-19 for At-Risk Populations  
Mosaic Medical COVID-19 Care Kits for the Homeless

#### APRIL

Central Oregon Pediatric Associates PPE Sterilization  
Crook County Health Department COVID-19 Outreach Campaign  
Family Access Network FAN COVID-19 Response  
NeighborImpact Homeless Services  
REACH COVID-19 Services for Homeless  
Ronald McDonald House Charities COVID-19 Virtual Family Supports  
Rugged Thread Outerwear Repair Inc. Manufacturing Surgical Masks  
Sparrow Clubs U.S.A. Virtual Sparrow Clubs for 2020-21 School Year  
The Latino Community Association COVID-19 Emergency Funds for Families

#### MAY

REACH Solar Chargers for Homeless

# RHIP COVID-19 Mini-Grants

|  |   |  |  |  |  |  |  |  |  |  |  |  |  |  |  |  |  |  |  |  |
|--|---|--|--|--|--|--|--|--|--|--|--|--|--|--|--|--|--|--|--|--|
|  | Decrease food insecurity  |  |  |  |  |  |  |  |  |  |  |  |  |  |  |  |  |  |  |  |
|  | Decrease percent of individuals living at poverty level and income constrained                          |  |  |  |  |  |  |  |  |  |  |  |  |  |  |  |  |  |  |  |
|  | Decrease housing and transportation costs as a percent of income  |  |  |  |  |  |  |  |  |  |  |  |  |  |  |  |  |  |  |  |
|  | Increase availability of behavioral health providers in marginalized areas of the region                |  |  |  |  |  |  |  |  |  |  |  |  |  |  |  |  |  |  |  |
|  | Increase timeliness and engagement when referred from primary care to specialty BH                      |  |  |  |  |  |  |  |  |  |  |  |  |  |  |  |  |  |  |  |
|  | Standardize screening processes for appropriate levels of follow-up care                                |  |  |  |  |  |  |  |  |  |  |  |  |  |  |  |  |  |  |  |
|  | Decrease asthma, cancer, cardiovascular disease, and diabetes rates                                     |  |  |  |  |  |  |  |  |  |  |  |  |  |  |  |  |  |  |  |
|  | Increase fruit/vegetable consumption and physical activity in youth                                     |  |  |  |  |  |  |  |  |  |  |  |  |  |  |  |  |  |  |  |
|  | Decrease risk factors for cardio-pulmonary and/or preventable disease                                   |  |  |  |  |  |  |  |  |  |  |  |  |  |  |  |  |  |  |  |
|  | Accurately measure Central Oregonians experiencing homelessness   |  |  |  |  |  |  |  |  |  |  |  |  |  |  |  |  |  |  |  |
|  | Decrease binge drinking among adults  |  |  |  |  |  |  |  |  |  |  |  |  |  |  |  |  |  |  |  |
|  | Increase additional services for alcohol or drug dependence for individuals newly diagnosed             |  |  |  |  |  |  |  |  |  |  |  |  |  |  |  |  |  |  |  |
|  | Reduce mental health/substance abuse emergency department visits in Madras, Prineville and Warm Springs |  |  |  |  |  |  |  |  |  |  |  |  |  |  |  |  |  |  |  |
|  | Increase letter name recognition at kindergarten  |  |  |  |  |  |  |  |  |  |  |  |  |  |  |  |  |  |  |  |
|  |   |  |  |  |  |  |  |  |  |  |  |  |  |  |  |  |  |  |  |  |
|  | <b>Bend Farmers Market</b> Fresh Veggies for SNAP Participants  |  |  |  |  |  |  |  |  |  |  |  |  |  |  |  |  |  |  |  |
|  | <b>BestCare Treatment Services</b> Expanding Telehealth Capacity for COVID-19 Needs                     |  |  |  |  |  |  |  |  |  |  |  |  |  |  |  |  |  |  |  |
|  | <b>Brightways Counseling Group</b> Access to Care - Telehealth  |  |  |  |  |  |  |  |  |  |  |  |  |  |  |  |  |  |  |  |
|  | <b>Cascade Peer and Self Help Center</b> COVID-19 Supports for Clients                                  |  |  |  |  |  |  |  |  |  |  |  |  |  |  |  |  |  |  |  |
|  | <b>Central Oregon Veteran Outreach</b> COVO COVID-19 Crisis Homeless Outreach                           |  |  |  |  |  |  |  |  |  |  |  |  |  |  |  |  |  |  |  |
|  | <b>Council on Aging of Central Oregon</b> Addressing Urgent Food Needs for Seniors                      |  |  |  |  |  |  |  |  |  |  |  |  |  |  |  |  |  |  |  |
|  | <b>DAWNS House</b> COVID-19 Basic Needs Relief  |  |  |  |  |  |  |  |  |  |  |  |  |  |  |  |  |  |  |  |
|  | <b>Deschutes County Health Services</b> Expansion of Telehealth Services                                |  |  |  |  |  |  |  |  |  |  |  |  |  |  |  |  |  |  |  |
|  | <b>Friends of the Children</b> COVID-19 Support for Youth and Family                                    |  |  |  |  |  |  |  |  |  |  |  |  |  |  |  |  |  |  |  |
|  | <b>Healthy Beginnings</b> Continuity of Care During Covid-19  |  |  |  |  |  |  |  |  |  |  |  |  |  |  |  |  |  |  |  |
|  | <b>High Desert Food and Farm Alliance</b> Food Security for Vulnerable Residents and Farmers            |  |  |  |  |  |  |  |  |  |  |  |  |  |  |  |  |  |  |  |
|  | <b>Jericho Road</b> COVID-19 Food Services  |  |  |  |  |  |  |  |  |  |  |  |  |  |  |  |  |  |  |  |
|  | <b>La Pine Community Health Center</b> The Behavioral Health COVID-19 Telehealth Project                |  |  |  |  |  |  |  |  |  |  |  |  |  |  |  |  |  |  |  |
|  | <b>Mountain Star Family Relief Nursery</b> Providing Basic Necessities to At-Risk Families              |  |  |  |  |  |  |  |  |  |  |  |  |  |  |  |  |  |  |  |
|  | <b>NeighborImpact</b> Social Distancing Shelter Alternatives  |  |  |  |  |  |  |  |  |  |  |  |  |  |  |  |  |  |  |  |
|  | <b>Redmond Senior Center</b> Home Meal Services - Ensuring Food Security                                |  |  |  |  |  |  |  |  |  |  |  |  |  |  |  |  |  |  |  |
|  | <b>Rimrock Trails</b> Telehealth Counseling Amidst the COVID-19 Crisis                                  |  |  |  |  |  |  |  |  |  |  |  |  |  |  |  |  |  |  |  |
|  | <b>St. Charles Health System</b> Purchase Frio Insulin Cooling Cases                                    |  |  |  |  |  |  |  |  |  |  |  |  |  |  |  |  |  |  |  |
|  | <b>Still Serving Counseling Services</b> COVID-19 Veteran Mental Health Telehealth                      |  |  |  |  |  |  |  |  |  |  |  |  |  |  |  |  |  |  |  |
|  | <b>Sunstone Recovery, LLC</b> Telehealth  |  |  |  |  |  |  |  |  |  |  |  |  |  |  |  |  |  |  |  |
|  | <b>The Giving Plate, Inc.</b> COVID-19 Food Relief  |  |  |  |  |  |  |  |  |  |  |  |  |  |  |  |  |  |  |  |
|  | <b>Thrive Central Oregon</b> Basic Needs Support to Low-Income Households                               |  |  |  |  |  |  |  |  |  |  |  |  |  |  |  |  |  |  |  |
|  | <b>Treehouse Therapies Associates</b> Telehealth Program  |  |  |  |  |  |  |  |  |  |  |  |  |  |  |  |  |  |  |  |



## RHIP COVID-19 Mini-Grants (cont'd)

| Priority   | Goal  | 2020 | 2021 | 2022 | 2023 | 2024 | 2025 |
|--|---|------|------|------|------|------|------|
| Decrease food insecurity   | Decrease food insecurity  |      |      |      |      |      |      |
|  | Decrease percent of individuals living at poverty level and income constrained                          |      |      |      |      |      |      |
|  | Decrease housing and transportation costs as a percent of income  |      |      |      |      |      |      |
| Increase availability of behavioral health providers in marginalized areas of the region | Increase availability of behavioral health providers in marginalized areas of the region                |      |      |      |      |      |      |
|  | Increase timeliness and engagement when referred from primary care to specialty BH                      |      |      |      |      |      |      |
|  | Standardize screening processes for appropriate levels of follow-up care                                |      |      |      |      |      |      |
| Decrease asthma, cancer, cardiovascular disease, and diabetes rates                      | Decrease asthma, cancer, cardiovascular disease, and diabetes rates                                     |      |      |      |      |      |      |
|  | Increase fruit/vegetable consumption and physical activity in youth                                     |      |      |      |      |      |      |
|  | Decrease risk factors for cardio-pulmonary and/or preventable disease                                   |      |      |      |      |      |      |
| Accurately measure Central Oregonians experiencing homelessness                          |   |      |      |      |      |      |      |
| Decrease binge drinking among adults   | Decrease binge drinking among adults  |      |      |      |      |      |      |
|  | Increase additional services for alcohol or drug dependence for individuals newly diagnosed             |      |      |      |      |      |      |
|  | Reduce mental health/substance abuse emergency department visits in Madras, Prineville and Warm Springs |      |      |      |      |      |      |
| Increase letter name recognition at kindergarten   |   |      |      |      |      |      |      |