



Stable Housing and Supports
Regional Health Improvement Plan Workgroup

Join Zoom Meeting

<https://us02web.zoom.us/j/264340446?pwd=SFJWZXpGYTBqclYzMIMzczAxeTFJUT09>

Join by phone:

+1 669 900 6833

Meeting ID: 264 340 446

Passcode: 105890

Friday, February 19, 2021

10:30am-12:00pm

Future State Metrics

1. By December 2023, decrease the combined severely rent and mortgage burdened households in Central Oregon by 2 percentage points to 16%.
2. By December 2023, 50% of Housing Choice Vouchers (HCV) holders will be able to find and lease a housing unit.
3. By December 2023, a comprehensive system for accurately capturing the extent of Central Oregonians experiencing homelessness will be in place and utilized.

AGENDA

- | | |
|-------------|--|
| 10:30-10:45 | Welcome & Announcements |
| 10:45-11:45 | Implementation Planning
Google Slides:
https://docs.google.com/presentation/d/1NFn88z5gXBzUMGFy_EyuxF9F4kji841Guluj-TFIOkg/edit?usp=sharing |
| 11:45-12:00 | Wrap Up & Next Steps |

Land Acknowledgement

We recognize and acknowledge the indigenous land of which we live, work, learn, play, and grow. This land of the Mololla, Paiute, Klamath, Modok, Yahooskin Band of Snake Indians, Confederated Tribes of Middle Oregon, and Confederated Tribes of Warm Springs. We acknowledge them as the past, present, and future caretakers of this land. It is on their traditional land where we partner to improve the health and well-being of Central Oregonians. We aspire to be good guests honoring the concept in the Warm Springs culture: “This land is for you to know and live upon and pass on to the children.”



**Central Oregon
Health
Council**

Regional Health Improvement Plan (RHIP) Workgroup

Guiding Principles

Shared Focus

We come together to improve the health and well-being of individuals living in various and diverse communities throughout Central Oregon region. We use the Regional Health Improvement Plan (RHIP) as our guide. It is our region's shared vision of current problems and our aims. As workgroup partners we develop agreed-upon actions to solve the issues and keep the needs of our communities as the main focus.

Shared Metrics

We measure progress, process and outcomes through a shared lens. We use the Regional Health Assessment (RHA), Regional Health Improvement Plan and community dashboard.

Involve Targeted Population

The individuals living in our diverse Central Oregon communities are the center of our work. We make every effort to include people from every part of the region in our workgroups, discussions, processes and decisions.

Collaborate to Solve Complex Issues

Inviting diverse perspectives from throughout the Central Oregon region deepens our shared understanding of complex issues and propels us toward better progress and outcomes. We practice frequent, structured, open communication to build trust, assure shared objectives, and create common motivation. We respect the privacy and sensitivity of information partners share.

Coordinate Collective Efforts

We are made up of diverse partner organizations and individuals with unique strengths, skills, and resources. We coordinate our efforts and use our unique strengths and skills to meet the goals of the RHIP.

Learn and Adapt Together

We embrace shared learning and a growth mindset. We create a space that allows for mistakes, failures, second changes, and a celebration of brave attempts. We adjust and apply our learnings to the complex and changing landscape of health and well-being in Central Oregon.

Stable Housing and Supports

Background: Why are we talking about this?	
1990s Mill Closures / Timber Industry Decline Federal Housing Policy 2000s Population Growth in Central Oregon Housing shortage The Great Recession Wage Vs. Housing Costs Single Income Households	Stable, healthy housing is a basic need. Insecure housing and an unhealthy living environment impact both physical and behavioral health conditions. By spending much of their income on housing, individuals and families must cut corners on other living expenses such as food, transportation, and medications, which can also significantly influence their health outcomes and overall well-being.

Current Condition: What's happening right now?
<ul style="list-style-type: none"> In 2017, 18% of Central Oregonians paid more than half of their income for rent and mortgage In Central Oregon, minority households experience more housing challenges than their white counterparts Central Oregon has a critical shortage of supportive housing units to meet the needs of people with disabilities, with co-occurring mental health or substance use disorders, and/or extended history of homelessness <p>Current State Metrics:</p> <ol style="list-style-type: none"> In 2017, 18% of Central Oregon households were severely rent or mortgage burdened In 2018, only 30% of Housing Choice Voucher holders were able to find and lease a housing unit No system to determine an accurate number of those experiencing homelessness exists in Central Oregon

Goal Statement: Where do we want to be in 4 years?
<p>Aim/Goal Central Oregonians experiencing homelessness and those most at-risk of homelessness will have increased and equitable access to housing and supports that offer opportunities for stability and increased individual well-being.</p> <p>Future State Metrics - By December 2023:</p> <ol style="list-style-type: none"> Decrease severely rent and mortgage-burdened households Increase Housing Choice Voucher holders able to find and lease a unit Accurately capture Central Oregonians experiencing homelessness

Analysis: What's keeping us from getting there?
<ul style="list-style-type: none"> Inaccurate and accurate assumptions reduce acceptance of diverse housing Housing cost & supply outweigh wealth & income Uncoordinated common advocacy goals, problems & efforts Inconsistent disjointed & inaccurate systems of data collection Housing is considered a commodity not a human necessity Prohibitive income & background requirements

Date updated:	Workgroup:	Version:
---------------	------------	----------

Strategic Direction: What are we going to try?
<p>Creating and increasing housing resources and opportunities</p> <p>Developing and implementing advocacy strategies for housing policies and zoning</p> <p>Aligning efforts across systems to address the housing crisis and homelessness</p> <p>Educating the public to increase understanding and de-stigmatize housing needs</p>

Focused Implementation: What are our specific actions? (who, what, when, where?)
{insert}

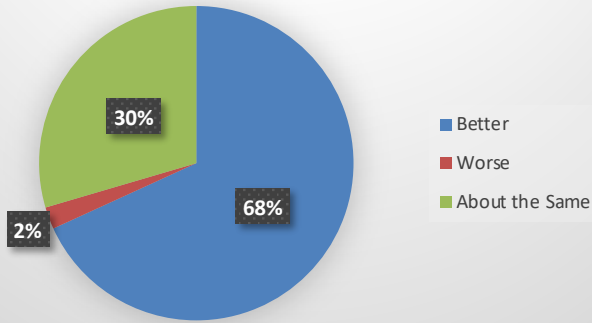
Follow-Up: What's working? What have we learned?
{insert}

Workgroup Mini-Grant Review Process

Survey Results

44 Total Respondents

How does the New Process compare to the Original Process?



About the Same

"The new process is a bit more time consuming."

"Scoring is clearer. "

"I do like that you add the part about RECOMMEND CHANGES for resubmission "

"I do wish there was a little guidance on how to rate the different categories.

**not all survey comments are included. The ones you see are the ones that represented the general sentiments of the group.*

Comments

(listed by response of Better, About the Same, or Worse)

Better

"I think it's more clear and objective. "

"Perhaps more points should go under objectives and less under another category as I feel the objectives are really important for clarifying the work."

"It is much easier to navigate."

"More intentional. Better for long term vision."

"It feels much more objective and requires SMARTer and more tangible goals. I strongly prefer it."

"It still seems that we approve everything that comes to us."

Worse

"It takes a lot more time and I don't always feel qualified to make some of the judgements required."

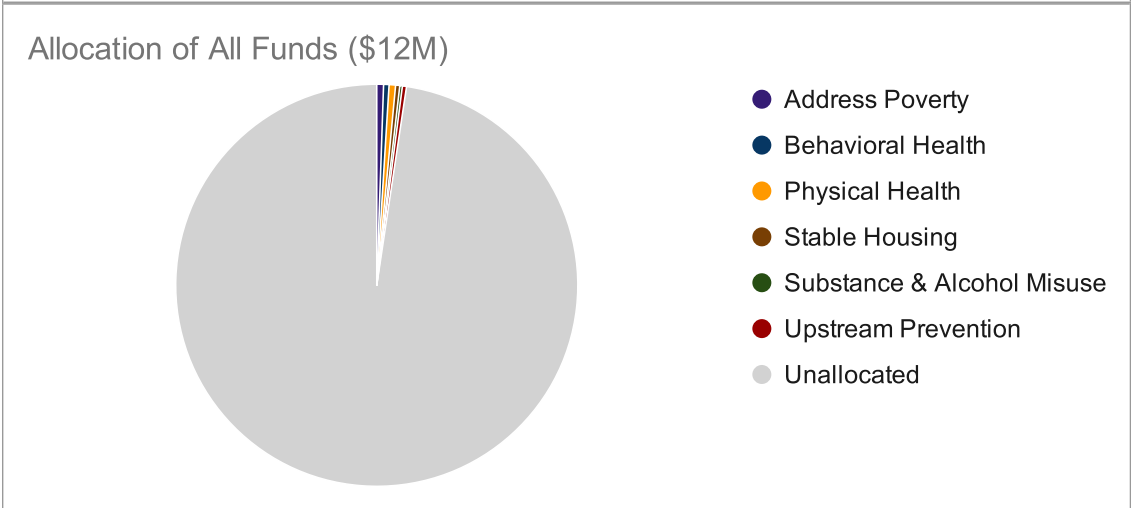
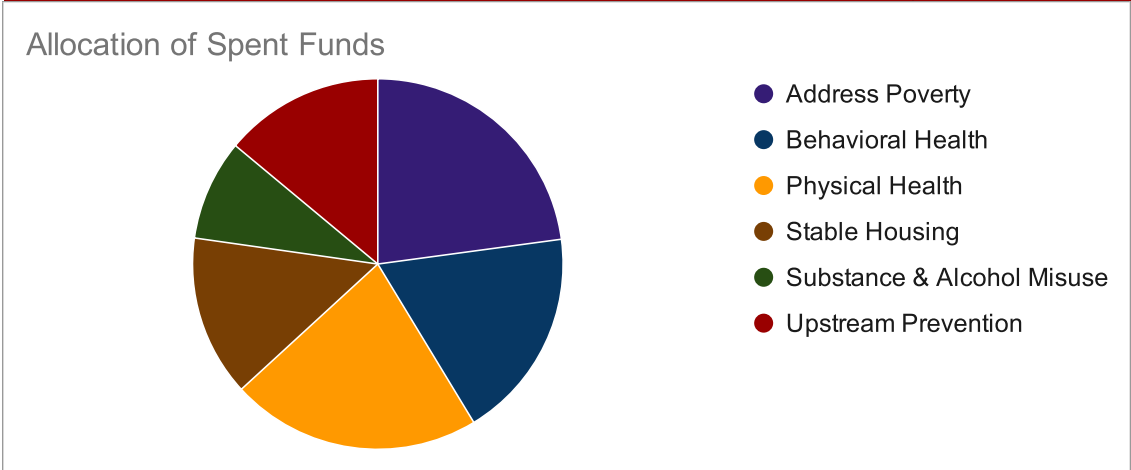
2020-2024 RHIP Workgroups

5 Year Budget

Updated February 1, 2021

Funds Available	\$11,715,667
Initial Funds (spread over 5 years)	\$12,000,000
Funds Spent	\$284,333

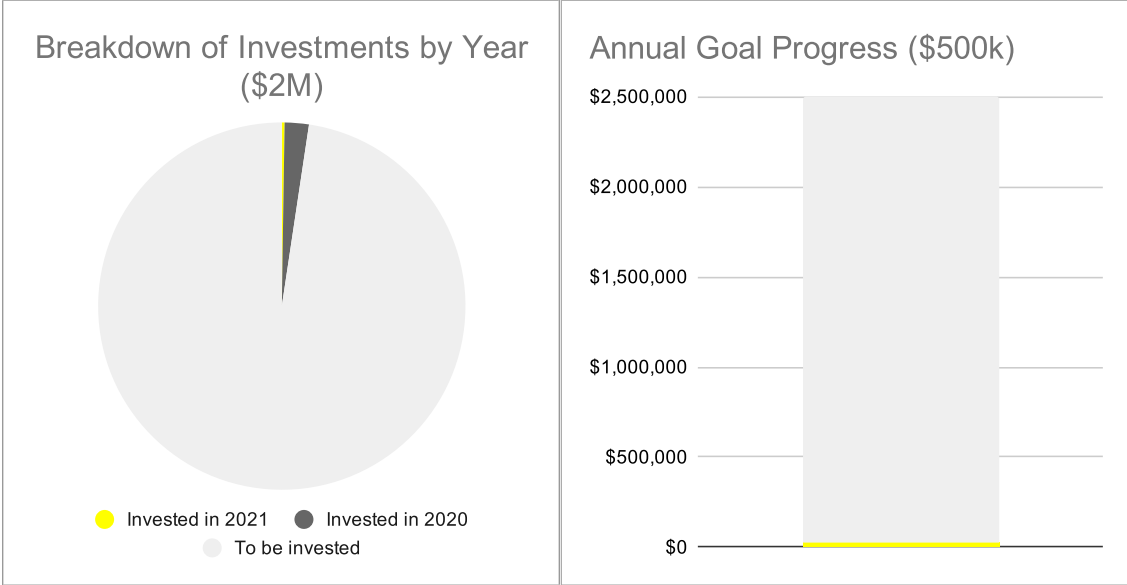
Amount Invested by Workgroup	
Address Poverty	\$65,000.00
Behavioral Health	\$52,500.00
Physical Health	\$62,146.81
Stable Housing	\$40,000.00
Substance & Alcohol Misuse	\$25,000.00
Upstream Prevention	\$39,686.00



2020-2024 RHIP Workgroups

2021 Budget

2021 investment goal	\$2,500,000
Amount remaining to invest toward 2021 goal	\$2,470,618
Invested in 2021	\$29,382
Invested in 2020	\$254,951



For the 2021-2024 funding years, each workgroup's annual investment goal is a minimum of \$500,000. The Central Oregon Health Council is required by law to invest a total of at least \$2.5M each year through the workgroups. Each workgroup is expected to do their part in helping to reach this \$2.5M annual commitment.

Stable Housing

2020-2024 RHIP Workgroup Budget

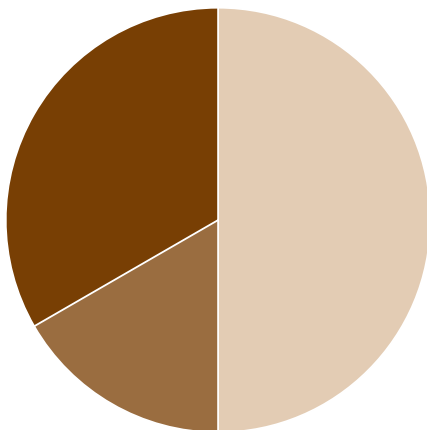
Updated February 1, 2021

Funds Available	\$1,960,000
Initial Funds (spread over 5 years)	\$2,000,000
Funds Spent	\$40,000

Amount Invested by Future State Measure


Decrease severely rent and mortgage burdened households	\$7,500.00
Increase Housing Choice Voucher holders able to find and lease a housing unit	\$2,500.00
Create a system and accurately capture individuals experiencing homelessness	\$5,000.00

Allocation of Funds by Measure



- Decrease severely rent and mortgage burdened households
- Increase Housing Choice Voucher holders able to find and lease a housing unit
- Create a system and accurately capture individuals experiencing homelessness

Allocation of All Funds (\$2M)

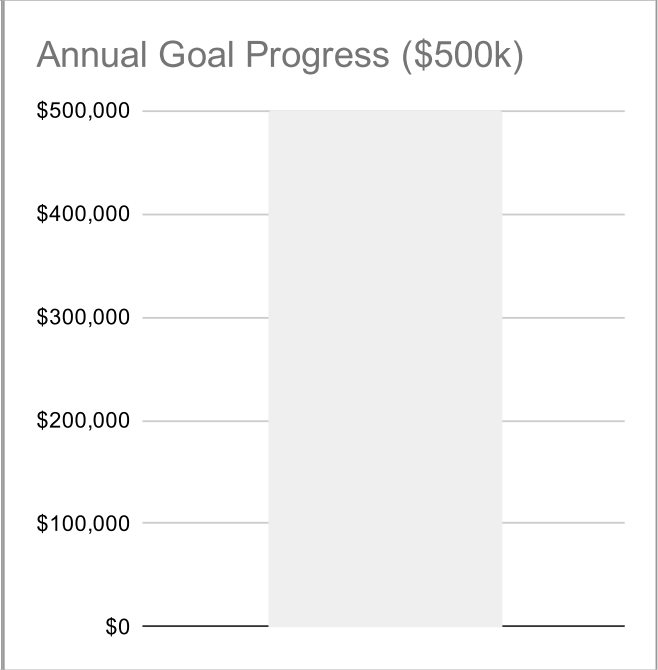
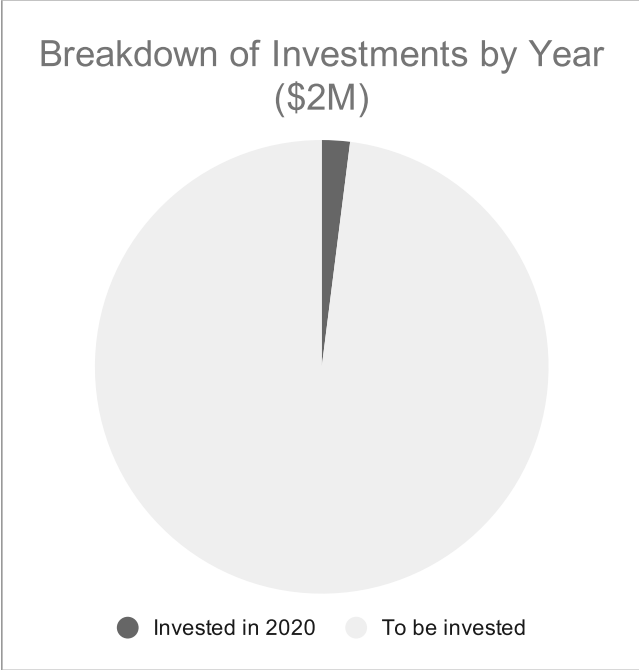


- Decrease severely rent and mortgage burdened households
- Increase Housing Choice Voucher holders able to find and lease a housing unit
- Create a system and accurately capture individuals experiencing homelessness
- Unallocated
- COVID-19 (\$25k pooled funds)

Stable Housing

2021 RHIP Workgroup Budget

2021 investment goal	\$500,000
Amount remaining to invest toward 2021 goal	\$500,000
Invested in 2021	\$0
Invested in 2020	\$40,000



For the 2021-2024 funding years, each workgroup's annual investment goal is a minimum of \$500,000. The Central Oregon Health Council is required by law to invest a total of at least \$2.5M each year through the workgroups. Each workgroup is expected to do their part in helping to reach this \$2.5M annual commitment.