



Address Poverty and Enhance Self-Sufficiency
Regional Health Improvement Plan Workgroup

Join Zoom Meeting

<https://us02web.zoom.us/j/87556511472?pwd=TIYrWjJ6TVhIUVDIVVHQUXJ4TnFHUT09>

Join by phone:

+1 669 900 6833

Meeting ID: 875 5651 1472

Passcode: 761406

January 18, 2022

11:00am – 12:30pm

Aim/Goal
Individuals and families in Central Oregon experiencing poverty are provided equitable access and connected to appropriate resources that help them overcome obstacles to self-sufficiency and address health-related challenges.
Future State Metrics - Condensed
<ol style="list-style-type: none">1. Increase high school graduation rates among economically disadvantaged students2. Decrease food insecurity3. Decrease percent of income constrained households4. Decrease housing and transportation costs as a percent of income

AGENDA

- 11:00-11:15 AM Welcome, Land Acknowledgement, Guiding Principles, Announcements
- 11:15-12:20 PM Implementation Plan Development
- Small group work
- 12:20-12:30 PM Wrap Up & Next Steps

Working Document: https://docs.google.com/presentation/d/1jYwyGwMt-Uj2QtW2INBIRF9cijl_4HaSIYgqw_28uLg/edit?usp=sharing



Address Poverty and Enhance Self-Sufficiency
Regional Health Improvement Plan Workgroup

Future State Metrics – Full Detail

1. By December 2023, Central Oregon graduations rate among economically disadvantaged students will improve by 3 percentage points to:

2023 Central Oregon Graduations Rate for Economically Disadvantaged	
Crook	76.60%
Deschutes	77.30%
Jefferson	83.40%

2a. By December 2023, decrease the % of total population reported as food insecure by 2 percentage points to:

County	% of (total) Population Food Insecure
Crook	13%
Deschutes	11%
Jefferson	11.3%

2b. By December 2023, develop a regional metric to evaluate food insecurity among seniors in our community (ages 65+).

3. By December 2023, decrease the population of households living at the poverty level and income constrained by 2 percentage points to:

Crook: 27%
Deschutes: 24%
Jefferson: 32%

4. By December 2023, reduce combined housing and transportation cost for residents as a percent of income in their respective counties to no more than:

Crook County: 64%
Deschutes: 55%
Jefferson: 55%

Land Acknowledgement

We recognize and acknowledge the indigenous land of which we live, work, learn, play, and grow. This is the land of the Warm Springs, Wasco, Northern Paiute, Tenino, Klamath, Molalla, and Yahooskin. We acknowledge them as the past, present, and future caretakers of this land. It is on their traditional land where we partner to improve the health and well-being of Central Oregonians. We aspire to be good guests honoring the concept in the Warm Springs culture: “This land is for you to know and live upon and pass on to the children.”



**Central Oregon
Health
Council**

Regional Health Improvement Plan (RHIP) Workgroup

Guiding Principles

Shared Focus

We come together to improve the health and well-being of individuals living in various and diverse communities throughout Central Oregon region. We use the Regional Health Improvement Plan (RHIP) as our guide. It is our region's shared vision of current problems and our aims. As workgroup partners we develop agreed-upon actions to solve the issues and keep the needs of our communities as the main focus.

Shared Metrics

We measure progress, process and outcomes through a shared lens. We use the Regional Health Assessment (RHA), Regional Health Improvement Plan and community dashboard.

Involve Targeted Population

The individuals living in our diverse Central Oregon communities are the center of our work. We make every effort to include people from every part of the region in our workgroups, discussions, processes and decisions.

Collaborate to Solve Complex Issues

Inviting diverse perspectives from throughout the Central Oregon region deepens our shared understanding of complex issues and propels us toward better progress and outcomes. We practice frequent, structured, open communication to build trust, assure shared objectives, and create common motivation. We respect the privacy and sensitivity of information partners share.

Coordinate Collective Efforts

We are made up of diverse partner organizations and individuals with unique strengths, skills, and resources. We coordinate our efforts and use our unique strengths and skills to meet the goals of the RHIP.

Learn and Adapt Together

We embrace shared learning and a growth mindset. We create a space that allows for mistakes, failures, second changes, and a celebration of brave attempts. We adjust and apply our learnings to the complex and changing landscape of health and well-being in Central Oregon.

Background: Why are we talking about this?	
<p>1990s Mill Closures / Timber Industry Decline</p> <p>2000s Population Growth in Central Oregon</p> <p>The Great Recession</p> <p>Decreasing safety net – “War on Poor”</p> <p>Local workforce displacement</p> <p>Widening Opportunity Gap</p>	<p>Central Oregon has grown rapidly over the past two decades. Individual communities face different economic and social challenges associated with this development, including increased unemployment, lack of affordable housing, and income inequality. There is significant evidence linking poverty to health disparities and poor outcomes.</p>

Current Condition: What’s happening right now?
<ul style="list-style-type: none"> • 9-17% of residents in Central Oregon lived in poverty between 2013 and 2017 • Almost 50% of the region’s renters are considered to be cost burdened • Almost 25% of the civilian labor force in Warm Springs is experiencing unemployment <p>Current State Metrics:</p> <ol style="list-style-type: none"> 1. 2018 Central Oregon graduation rates were significantly lower among economically disadvantaged students 2. Food Insecurity by County: Crook 15%, Deschutes 13%, Jefferson 13.3% 3. Income constrained households: Crook 29%, Deschutes 26%, Jefferson 34% 4. Housing and transportation costs combined as a percent of income: Crook 67%, Deschutes 58%, Jefferson 58%

Goal Statement: Where do we want to be in 4 years?
<p>Aim/Goal</p> <p>Individuals and families in Central Oregon experiencing poverty are provided equitable access and connected to appropriate resources that help them overcome obstacles to self-sufficiency and address health-related challenges.</p> <p>Future State Metrics - By December 2023:</p> <ol style="list-style-type: none"> 1. Increase high school graduation rates among economically disadvantaged students 2. Decrease food insecurity 3. Decrease percent of income constrained households 4. Decrease housing and transportation costs as a percent of income

Analysis: What’s keeping us from getting there?
<ul style="list-style-type: none"> • Demand exceeds supply for range of housing needs required • Disjointed Systems • Funding/Educational system is designed not to meet the needs of historically marginalized students • Inactive response to Awareness, Barriers and Cultural Sensitivity • Transportation can be inaccessible due to distance/economic • Inequity of resources for income constrained families • Scarcity culture promotes exclusionary programming • Historical classism and racist structures undervalue and constrain people • Complex & excessive restrictions to access safety nets

Date updated:11.12.21	Version:
-----------------------	----------

Strategic Direction: What are we going to try?
<ul style="list-style-type: none"> • Strengthening Foundation of Individual and Community Health • Empowering All People and Communities Through Inclusive and Collaborative Partnership • Connecting People and Establishing Pathways to Enhance Community Resources • Boosting Advocacy to Address Systemic Factors Contributing to Poverty

Focused Implementation: What are our specific actions? (who, what, when, where?)		
When	What	
02/21	Invest in programs to increase HS Grad Rates	Funded
10/21	ALICE Listening Session RFP	RFP released
11/21	Food Insecurity RFP	RFP released

Follow-Up: What’s working? What have we learned?
{insert}

2020–2024 RHIP Workgroups

Five-Year Budget

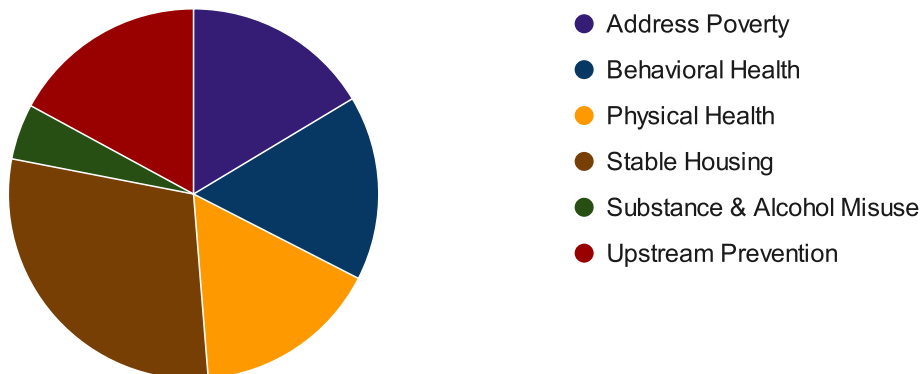
Updated January 3, 2022

Funds Available	\$8,197,852
Initial Funds (spread over 5 years)	\$12,000,000
Funds Spent	\$3,802,148

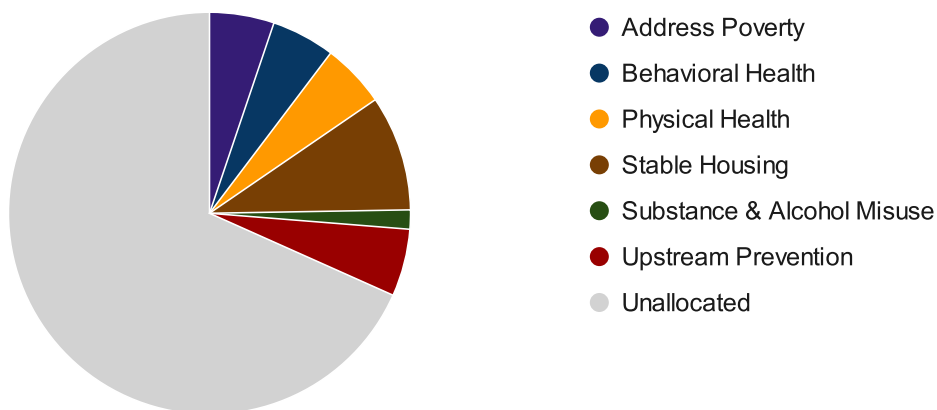
Amount Invested by Workgroup

Address Poverty	\$623,501.79
Behavioral Health	\$613,242.00
Physical Health	\$616,132.04
Stable Housing	\$1,114,654.00
Substance & Alcohol Misuse	\$184,920.00
Upstream Prevention	\$649,698.00

Allocation of Spent Funds



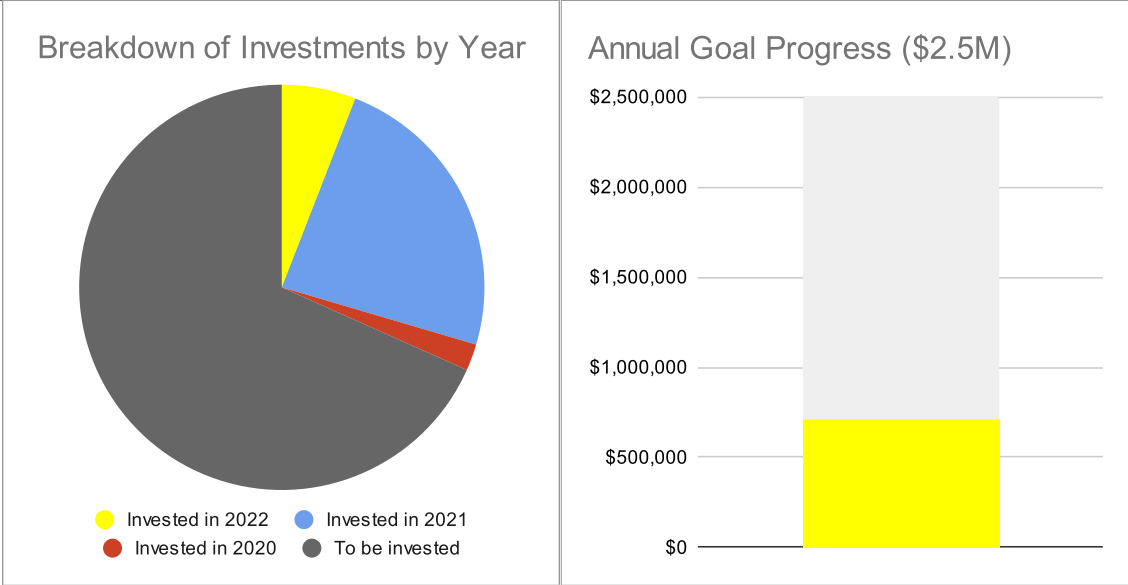
Allocation of All Funds (\$12M)



2020–2024 RHIP Workgroups

2022 Budget

2022 investment goal	\$2,500,000
Amount remaining to invest toward 2022 goal	\$1,790,842
Invested in 2022	\$709,158
Invested in 2021	\$2,838,039
Invested in 2020	\$254,951



For the 2021-2024 funding years, each workgroup's annual investment goal is a minimum of \$500,000. The Central Oregon Health Council is required by law to invest a total of at least \$2.5M each year through the workgroups. Each workgroup is expected to do their part in helping to reach this \$2.5M annual commitment.

Address Poverty & Enhance Self-Sufficiency 2020–2024 RHIP Workgroup Budget

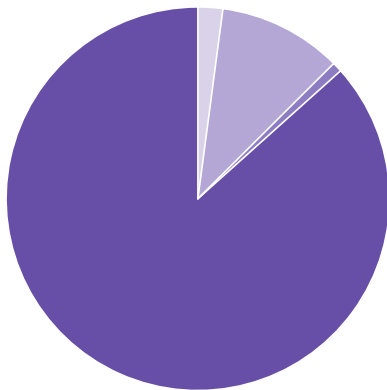
Updated January 3, 2022

Funds Available	\$1,376,498
Initial Funds (spread over 5 years)	\$2,000,000
Funds Spent	\$623,502

Amount Invested by Future State Measure

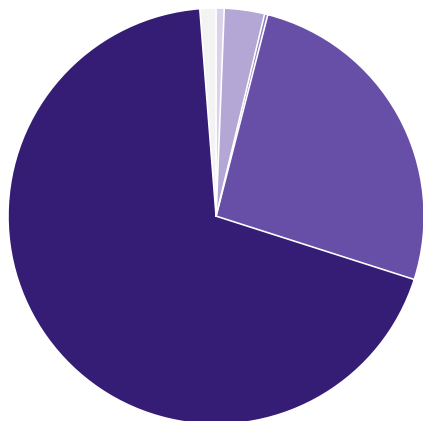
Decrease the number of households living at poverty level and income constrained	\$12,500.00
Decrease the percentage of the total population reported as food insecure Develop a regional metric to evaluate food insecurity among seniors	\$62,500.00
Reduce the total percentage of income being spent combined housing and transportation costs	\$5,000.00
Increase high school graduation rates among economically disadvantaged students	\$518,501.79

Allocation of Funds by Measure



- Decrease the number of households living at poverty level and income constrained
- Decrease the percentage of the total population reported as food insecure
Develop a regional metric to evaluate food insecurity among seniors
- Reduce the total percentage of income being spent combined housing and transportation costs
- Increase high school graduation rates among economically disadvantaged students

Allocation of All Funds (\$2M)



- Decrease the number of households living at poverty level and income constrained
- Decrease the percentage of the total population reported as food insecure
- Reduce the total percentage of income being spent combined housing and transportation costs
- Increase high school graduation rates among economically disadvantaged students
- Unallocated
- COVID-19 (\$25k pooled funds)