



Oral Health

Regional Health Improvement Plan Physical Health Small Group

Join Zoom Meeting

<https://us02web.zoom.us/j/83624425879?pwd=RINTdDliT0k0N1dRc1BFs1Rja0tkUT09>

Join by phone:

+1 669 900 6833

Meeting ID: 836 2442 5879

Passcode: 097810

March 1, 2023

3:00-4:30pm

Physical Health Aim/Goal

Equitably and measurably support all Central Oregonians to prevent disease by improving health behaviors and reducing risk factors that contribute to premature death and diminish quality of life.

Oral Health Future State Metric

By December 2023, increase the percentage of PacificSource (Central Oregon CCO) Medicaid members, at any age, who received both an annual wellness visit by a Primary Care Provider and a preventive dental visit by a member of the Oral Health Care Team by 10 percentage points to:

Crook County	Deschutes County	Jefferson County
29.8%	32.75%	31.3%

AGENDA

- 3:00-3:10 Welcome, Introductions, Announcements
- 3:10-4:30 Structured Problem Solving
- Metric Clarification - Karly Hendrick, PacificSource
 - Current Conditions
 - Goal Conditions

Working Document:

https://docs.google.com/presentation/d/1ITGCLD_HOFtNoM0p7rxSxgIjSvRm0nrGw5tRZkub0hU/edit#slide=id.g1c715e7931f_0_11



Central Oregon
Health
Council

Regional Health Improvement Plan (RHIP) Workgroup

Guiding Principles

Shared Focus

We come together to improve the health and well-being of individuals living in various and diverse communities throughout Central Oregon region. We use the Regional Health Improvement Plan (RHIP) as our guide. It is our region's shared vision of current problems and our aims. As workgroup partners we develop agreed-upon actions to solve the issues and keep the needs of our communities as the main focus.

Shared Metrics

We measure progress, process and outcomes through a shared lens. We use the Regional Health Assessment (RHA), Regional Health Improvement Plan and community dashboard.

Partner with Priority Populations

The individuals living in our diverse Central Oregon communities are the center of our work. We make every effort to include people from every part of the region in our workgroups, discussions, processes and decisions.

Collaborate to Solve Complex Issues

Inviting diverse perspectives from throughout the Central Oregon region deepens our shared understanding of complex issues and propels us toward better progress and outcomes. We practice frequent, structured, open communication to build trust, assure shared objectives, and create common motivation. We respect the privacy and sensitivity of information partners share.

Coordinate Collective Efforts

We are made up of diverse partner organizations and individuals with unique strengths, skills, and resources. We coordinate our efforts and use our unique strengths and skills to meet the goals of the RHIP.

Learn and Adapt Together

We embrace shared learning and a growth mindset. We create a space that allows for mistakes, failures, second changes, and a celebration of brave attempts. We adjust and apply our learnings to the complex and changing landscape of health and well-being in Central Oregon.

Five-Year Investment Overview
All Workgroups
 January 2020–December 2024

Budget	Spent	Available
\$12,000,000	\$7,139,584.04	\$4,860,416

Workgroup	Spent	Available
Address Poverty	\$941,993.79	\$1,058,006.21
Behavioral Health	\$1,914,157.00	\$85,843.00
Physical Health	\$1,117,158.56	\$882,841.44
Stable Housing	\$1,124,654.00	\$875,346.00
Substance and Alcohol Misuse	\$617,494.69	\$1,382,505.31
Upstream Prevention	\$1,424,126.00	\$575,874.00

PHYSICAL HEALTH 2023 Budget						
Overview						
		Budget	Spent	Available		
	5-Year	\$2,000,000	\$1,117,158.56	\$882,841.44		
By Future State Measure (5 year)						
	Budget* [1]	Spent	Available [2]	Currently Allocated [3]	Projected Available [4]	Notes [5]
Chronic Disease (1)		\$15,048.81 [6]	-\$15,048.81		-\$15,048.81	
Fruit, Veggie & Activity (2)		\$544,970.00 [7]	-\$544,970.00		-\$544,970.00	
Preventable Disease (3)		\$23,639.75 [8]	-\$23,639.75		-\$23,639.75	
Obesity (4)		\$0.00	\$0.00		\$0.00	
Sexually Transmitted Illness (5)	\$500,000.00	\$500,000.00	\$0.00		\$0.00	
Wellness and Dental (6)	\$500,000.00					
*Budget for each FSM reflects the agreed upon 5 year 'soft budget' minus the portion contributed to shared mini grant budget.						
2023 Investments						
Organization	Process	Project	Award	Decision Date	Future State Measure	Latest Report

Oral Health RHIP Small Group

Future State Measure: *By December 2024, increase the percentage of PacificSource (Central Oregon CCO) Medicaid members, at any age, who received both an annual wellness visit by a Primary Care Provider and a preventative dental visit by a member of the Oral Health Care Team by 10% in each county.*

Structured Problem Solving Process

- 1 Understand why this issue is important.
- 2 Understand what is currently happening now with this issue.
- 3 Identify our regional and community aim (vision).
- 4 Understand what is blocking us from meeting our regional and community aim.
- 5 Develop a shared Strategic Direction.
- 6 Develop a Focused Implementation.
- 7 Continue to support, learn and adjust.

FEBRUARY
MARCH - APRIL
MAY - JUNE

Structured Problem Solving Process

- 1 Understand why this issue is important.
- 2 Understand what is currently happening now with this issue.
- 3 Identify our regional and community aim (vision).
- 4 Understand what is blocking us from meeting our regional and community aim.
- 5 Develop a shared Strategic Direction.
- 6 Develop a Focused Implementation.
- 7 Continue to support, learn and adjust.

Background: Why are we talking about this?

Current Condition: What's happening right now?

Goal Statement: Where do we want to be in 4 years?

Analysis: What's keeping us from getting there?



Date updated:

Strategic Direction: What are we going to try?

Focused Implementation: What are our specific actions? (who, what, when, where?)

Follow-Up: What's working? What have we learned?

Future State Measure: *By December 2024, increase the percentage of PacificSource (Central Oregon CCO) Medicaid members, at any age, who received both an annual wellness visit by a Primary Care Provider and a preventative dental visit by a member of the Oral Health Care Team by 10% in each county.*

Definitions:

Primary Care Provider- A physician (M.D. – Medical Doctor or D.O. – Doctor of Osteopathic Medicine), nurse practitioner, clinical nurse specialist or physician assistant, as allowed under state law, who provides, coordinates or helps a patient access a range of health care services (healthcare.gov definition)

Oral Health Care Team- Dentist, dental assistant, dental hygienist, a PCP who is doing oral assessments and/or fluoride treatment, trained Medical Assistant

Annual Wellness Visit- Any visit that can be billed with codes

Preventative Dental Visit- Any visit that can be billed with D1000 to D1999 codes

Why are we talking about preventative dental visits? Why is it important?

https://www.dropbox.com/s/svd1ntivd1y83da/RHIP_2020_2024_Final.pdf?dl=0 (pg 45/46)

- Oral health concerns impact daily lives - eating, smiling, self-esteem, speech, learning, working, etc.
- To prevent or delay onset of chronic oral health disease; to keep as much healthy tooth structure as possible, for as long as possible.
- Oral health is directly tied to physical health outcomes.
- Decrease healthcare costs downstream and prevent non-urgent oral health use of the emergency department
- Education during oral health services enables people to continue healthy oral habits in their daily lives
- Dental health visits are an opportunity to identify other health issues

Timeline: National, State, Regional, Local....

Before 2000

- Individual effort to improve oral health
- The Surgeon General's State of Oral Health/Call to Action Report - first time having national convos about treating oral health differently from physical health
- State School Dental Sealant Program

Background

2001-2015

- Death of Deamonte Driver from dental infection
- DCO/CCO partnership
- Affordable Care Act
- Oregon is medicaid expansion state
- OHP offering comprehensive adult dental benefit
-

2016-now

- Tried to pass an adult oral health benefit, didn't pass in 2022, but now an awareness in the national legislature that it's important
- 4 dentists in Oregon Legislature
- Compact of Free Association (COFA) adding dental-only benefit
- SB660 created organization over sealant programs across the state
- New orthodontic benefit - connected to larger EPSDT benefit
- COVID-19 Pandemic

What's happening right now?

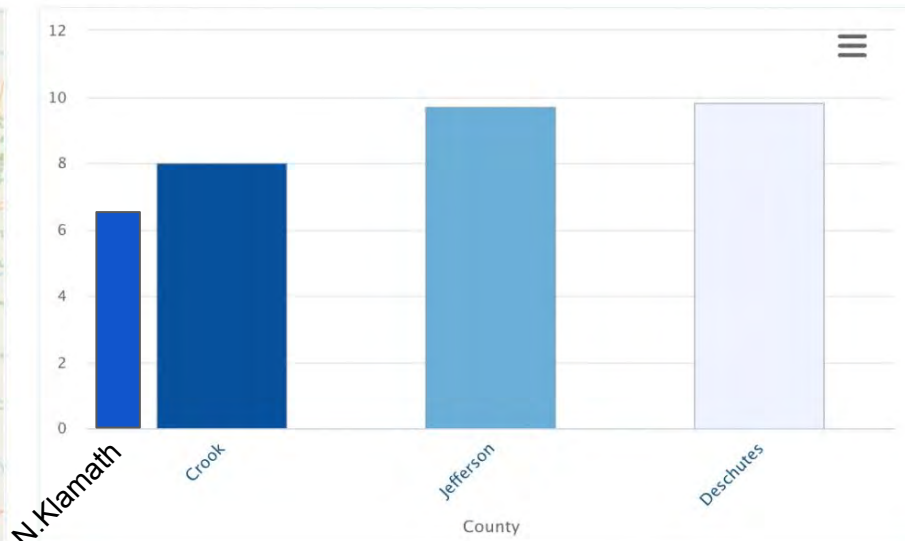
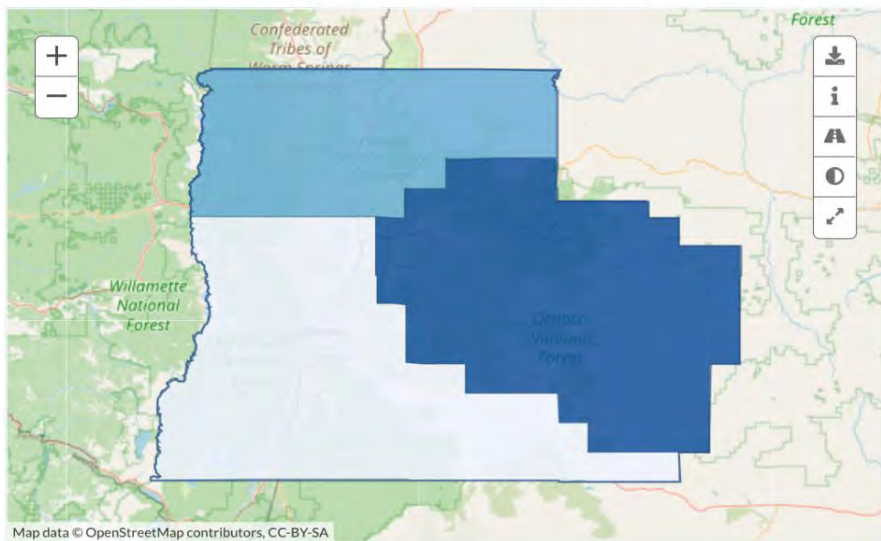
What's happening right now?

<https://www.centraloregonhealthdata.org/tiles/index/display?id=197028540749682455>

Current
Conditions

SELECT A COUNTY 13

Ranked Prior Value Trend over Time Crook RHIP Target Deschutes RHIP Target Jefferson RHIP Target



County	Source	Measurement Period	Value
Crook	PacificSource Community Solutions (Central Oregon CCO)	2021	8.0
Jefferson	PacificSource Community Solutions (Central Oregon CCO)	2021	9.7
Deschutes	PacificSource Community Solutions (Central Oregon CCO)	2021	9.8

N. Klamath

6.8

What's happening right

6.8

Source: PacificSource Community Solutions (Central Oregon CCO) [↗](#)

Measurement period: 2021

Maintained by: Central Oregon Health Council

Last update: March 2022

Filter(s) for this location: State: Oregon

Graph Selections

INDICATOR VALUES

Change over Time

COMPARED TO



Prior Value
(3.9)



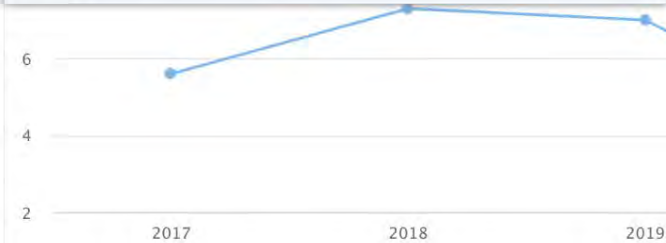
Trend



Northern Klamath
RHIP Target
(17.30)

Compared to the prior value, Northern Klamath (6.8) is greater and better than the previously measured value (3.9).

Technical note: Prior Value compares a measured value with the previously measured value. Confidence intervals were not taken into account in determining the direction of the comparison.



County: Crook

8.0

Source: PacificSource Community Solutions (Central Oregon CCO) [↗](#)

Measurement period: 2021

Maintained by: Central Oregon Health Council

Last update: March 2022

Filter(s) for this location: Region: Central Oregon, State: Oregon

Graph Selections

INDICATOR VALUES

Change over Time

Individuals Receiving Both an Annual Wellness Visit and Preventative Dental Visit



Current
Conditions

What's happeni

County: Jefferson

9.7

Source: PacificSource Community Solutions (Central Oregon CCO)

Measurement period: 2021

Maintained by: Central Oregon Health Council

Last update: March 2022

Filter(s) for this location: Region: Central Oregon, State: Oregon

COMPARED TO



Prior Value
(7.2)



Trend

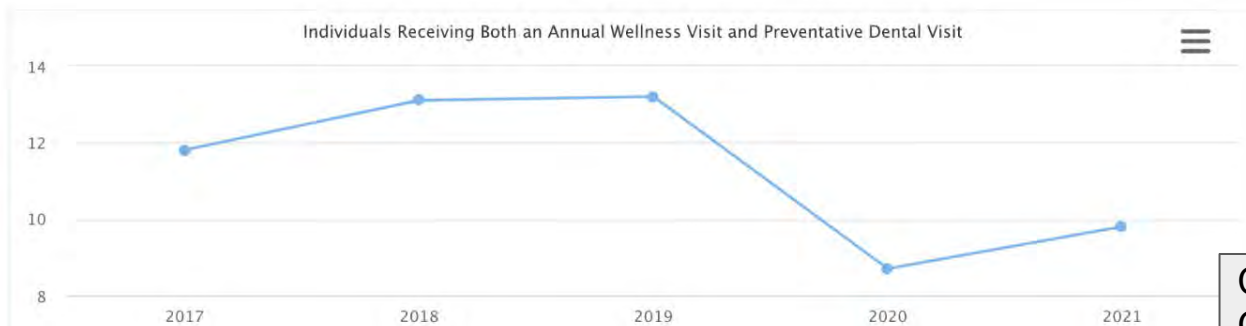
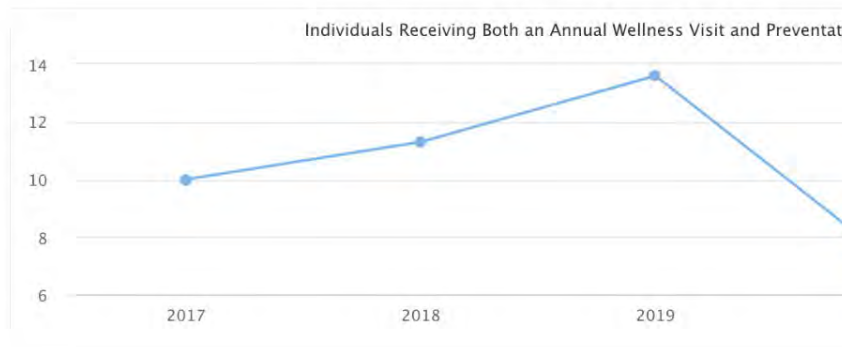


Jefferson RHIP
Target
(21.30)

Graph Selections

INDICATOR VALUES

Change over Time



Current
Conditions

Deschutes

9.8

Community Solutions (Central Oregon CCO)

Measurement period: 2021

Maintained by: Central Oregon Health Council

Last update: March 2022

Filter(s) for this location: Region: Central Oregon, State: Oregon

Graph Selections

INDICATOR VALUES

Change over Time

Goal Condition



Future State

By December 2024, increase the percentage of PacificSource (Central Oregon CCO) Medicaid members, at any age, who received both an annual wellness visit by a Primary Care Provider and a preventive dental visit by a member of the Oral Health Care Team by 12 percentage points to:

County	Current (March 2022)	Goal
Crook	8.0	19.1
Jefferson	9.7	21.3
Deschutes	9.8	23.1
N. Klamath	6.8	17.3